

NEATH PORT TALBOT COUNTY BOROUGH COUNCIL

CHILDREN, YOUNG PEOPLE AND EDUCATION SCRUTINY COMMITTEE

REPORT OF THE HEAD OF COMMISSIONING AND SUPPORT SERVICES – A. THOMAS

28 July 2016

Matter for Monitoring

Wards Affected: All

Children and Young People Services – Key Priority Indicators

Purpose of the Report

1. To advise Members of performance against Key Priority Indicators numbered 5 to 9 for the period 1st to 30th June 2016.

Executive Summary

2. Priority Indicators to be discussed:-

- **Priority Indicator 5** – The Number of Looked After Children (LAC) by Placement Type
- **Priority Indicator 6** – The Number of Children who have been Discharged from Care and Subsequently Re-admitted within a 12 month period
- **Priority Indicator 7** – The Number of cases held within the service categorised by status on a quarterly basis: – Child Protection, Looked After or Child in Need
- **Priority Indicator 8** – The Number of Cases ‘Stepped Up / Stepped Down’ between CYPS and Team around the Family (TAF)
- **Priority Indicator 9** - The Percentage of Children Looked After during the year with a Personal Education Plan within 20 School Days of Entering Care or Joining a New School.

Background

3. Children, Young People and Education Scrutiny Committee have previously agreed a set of 9 Priority Performance Indicators to be scrutinised during 2015-16. These indicators will be discussed at alternate meetings of the Committee (4 one month, 5 the next month). For the purpose of this report, Indicators 5-9 are being reported.

Upon approval from Members, the 2016-17 Priority Performance Indicators will be presented to the 8th September 2016 Children, Young People and Education Scrutiny Committee and reported to the same forum regularly thereafter.

Financial Impact

4. After consideration, this is not applicable.

Equality Impact assessment

5. After consideration, this is not applicable.

Workforce Impacts

6. After consideration, this is not applicable.

Legal Impacts

8. This progress report is prepared under:
 - i) Local Government (Wales) Measure 2009 and discharges the Council's duties to "make arrangements to secure continuous improvement in the exercise of its functions".
 - ii) Neath Port Talbot County Borough Council Constitution requires each cabinet committee to monitor quarterly budgets and performance in securing continuous improvement of all the functions within its purview.

Risk Management

9. After consideration, this is not applicable.

Consultation

10. No requirement to consult.

Recommendations

11. Members monitor performance contained within this report.

Reasons for Proposed Decision

12. Matter for monitoring. No decision required.

Implementation of Decision

13. After consideration, this is not applicable.

Appendices

14. Section 1 - Key Priority Indicator Information (5-9) for June 2016

List of Background Papers

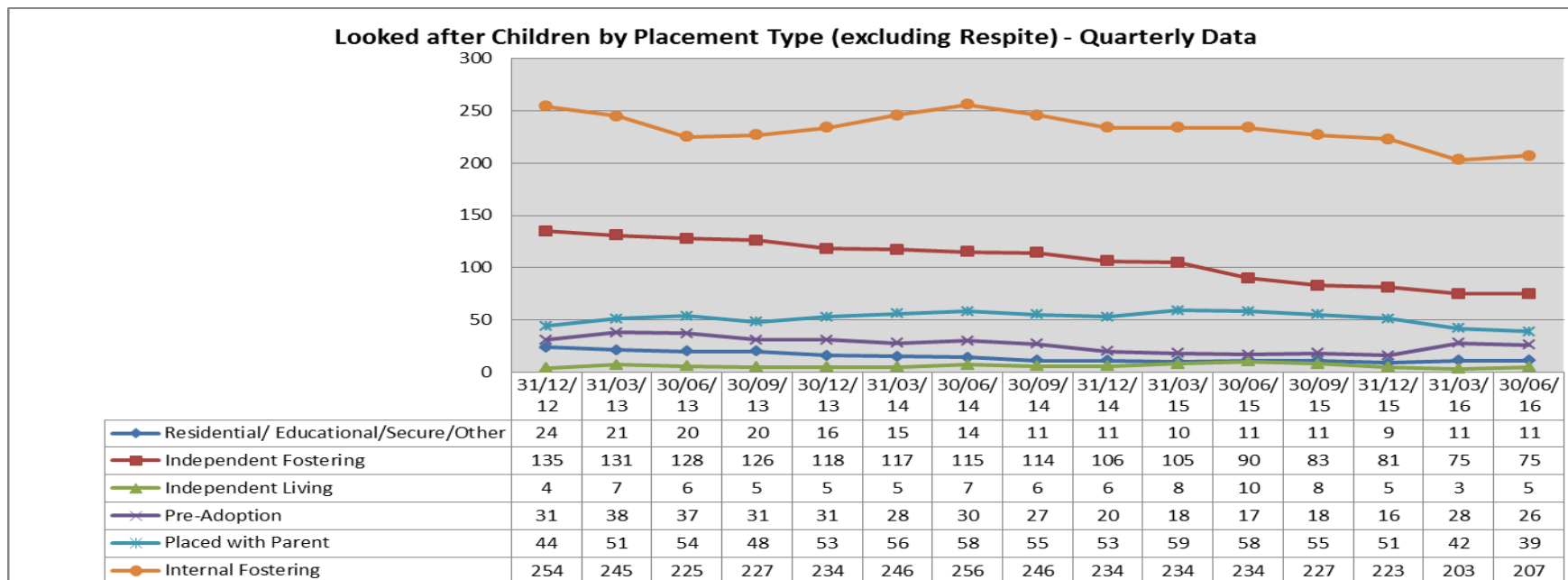
15. None

Officer Contact

David Harding - Performance Management Team
Telephone: 01639 685942
Email: d.harding@npt.gov.uk

SECTION 1 - Key Priority Performance Indicators (June 2016)

- Priority Indicator 5 – The Number of Looked After Children (LAC) by Placement Type

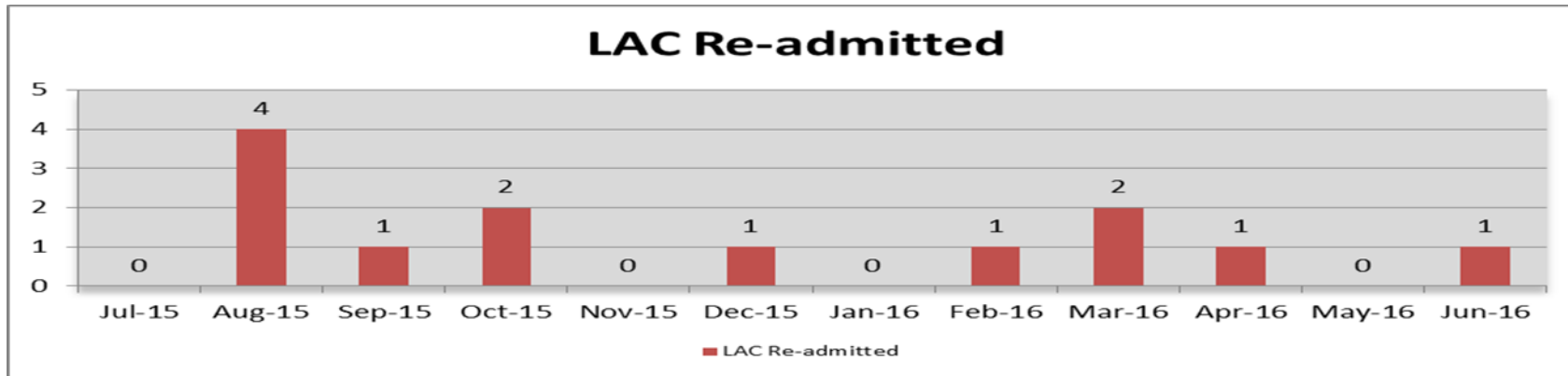


Number of Children Looked After – as at 30th June 2016 = 363

Placement Type / Date	Residential/ Educational/Secure/Other	Independent Fostering	Independent Living	Pre-Adoption	Placed with Parent	Internal Fostering
30/06/2016	11	75	5	26	39	207

Appendix 1

- **Priority Indicator 6 – The Number of Children who have been Discharged from Care and subsequently Re-admitted within a 12 month period**



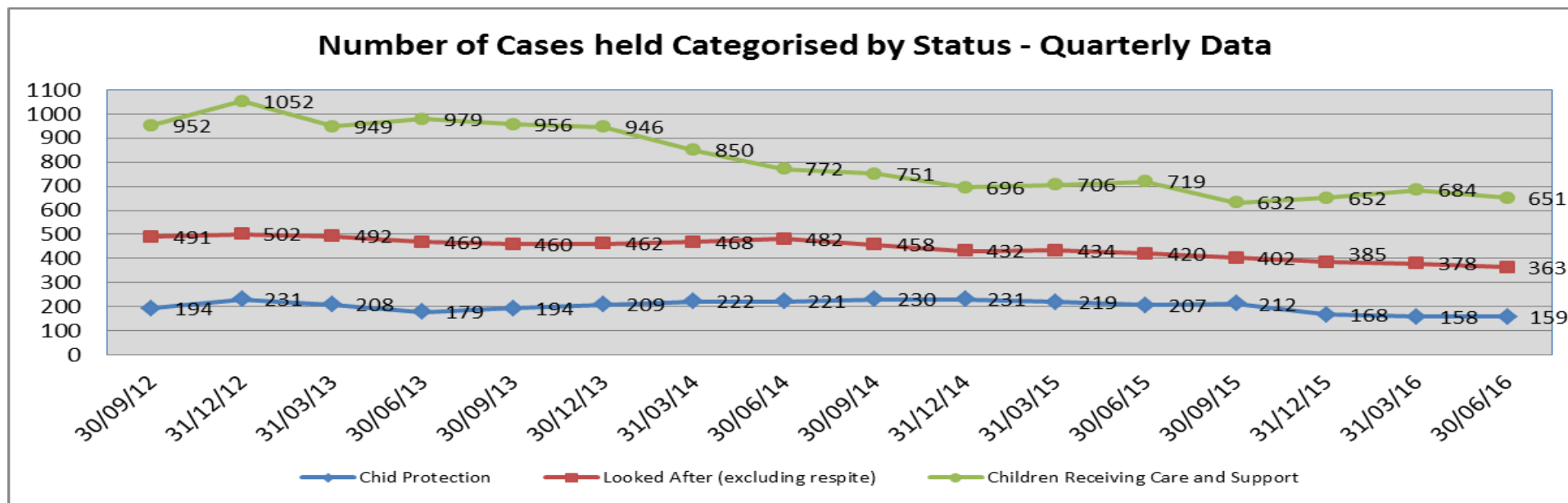
Date	Number Re-admitted
July 2015	0
August 2015	4
September 2015	1
October 2015	2
November 2015	0
December 2015	1
January 2016	0
February 2016	1
March 2016	2
April 2016	1
May 2016	0
June 2016	1*

***Social Workers' comments regarding the child (for the purpose of confidentiality, referred to below as *Child 'A'*) re-admitted into care within 12 months – June 2016:-**

Child A was discharged from care on 06/06/16 with a safety plan in place; this was part of the rehabilitation plan, whereby *Action for Children* would visit the family daily for an agreed period of time. On 07/06/16 *Action for Children* visited the family and found the parents under the influence of alcohol and not meeting the child's needs, resulting in the child being returned to care.

Appendix 1

- **Priority Indicator 7 – The Number of Cases held within the Service categorised by status on a quarterly basis: – Child Protection, Looked After or Children Receiving Care and Support**

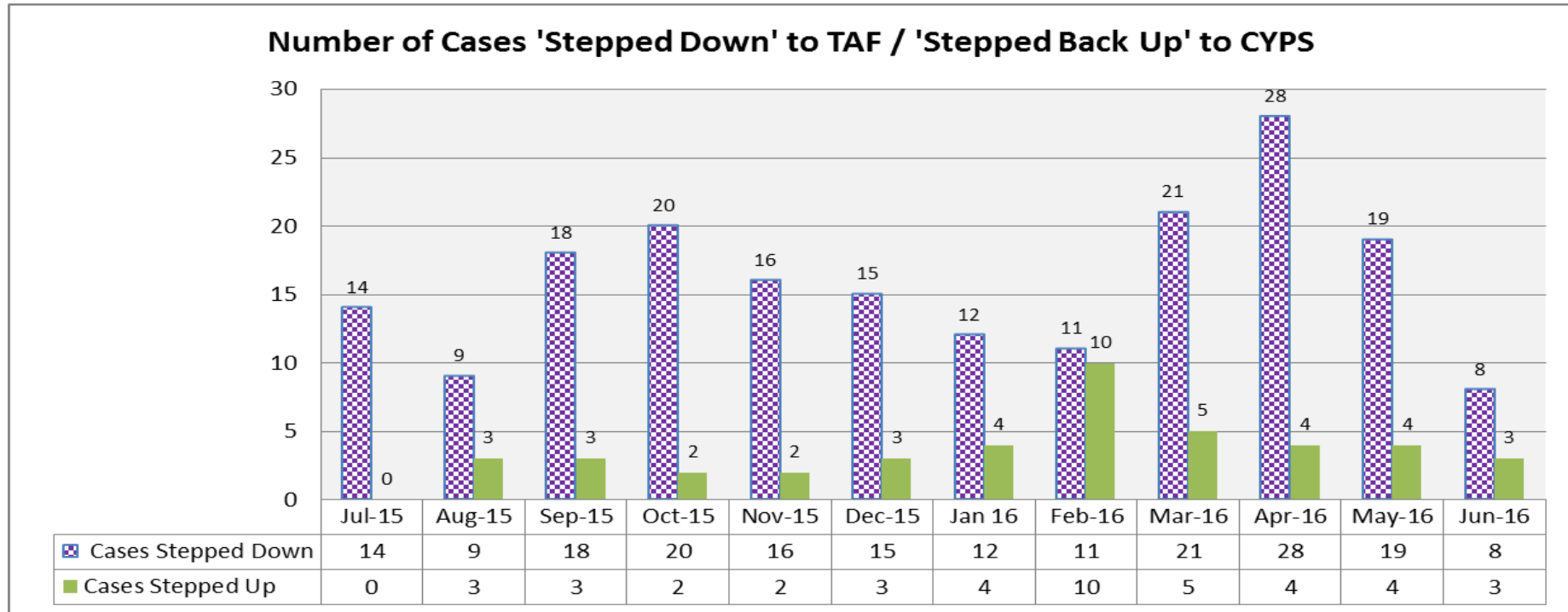


Position as at 30th June 2016:-

- **Children Receiving Care and Support - 651**
- **Looked After (Excluding Respite) – 363**
- **Child Protection – 159**

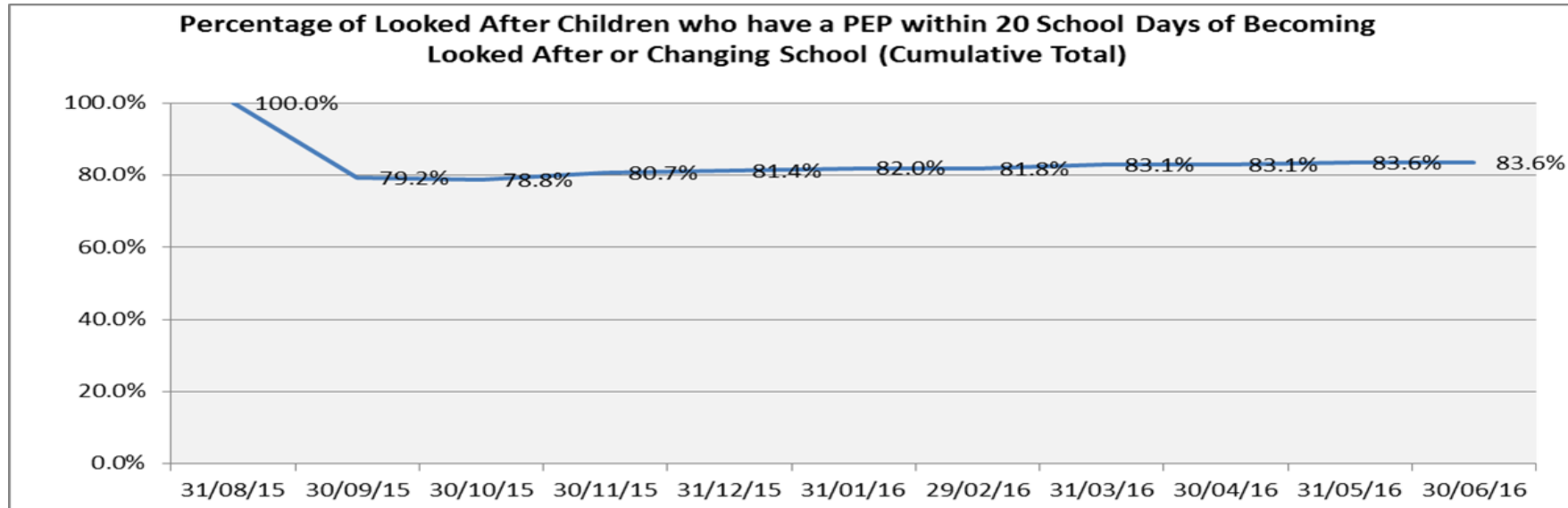
Appendix 1

- **Priority Indicator 8 – The Number of Cases ‘Stepped Down / Stepped Up’ between CYPS and Team around the Family (TAF)**



Appendix 1

- **Priority Indicator 9 - The Percentage of Children Looked After during the year with a Personal Education Plan within 20 School Days of Entering Care or Joining a New School.**



Appendix 1

Date	Number of Children Admitted into Care	Of those Children Admitted into Care, the number with a PEP within 20 School Days		Number of Children with a Change of School	Of those Children with a Change of School, the number with a PEP within 20 School Days	Total number of PEPs due within 20 School Days	Total number of PEPs completed within 20 School Days	Percentage of PEPs completed within 20 School Days
31/07/15	0	0		0	0	0	0	0.0%
31/08/15	6	6		0	0	6	6	100.0%
30/09/15	1	1		41	31	42	32	79.2%
30/10/15	2	2		2	1	4	3	78.8%
30/11/15	0	0		5	5	5	5	80.7%
31/12/15	2	2		0	0	2	2	81.4%
31/01/16	0	0		2	2	2	2	82.0%
29/02/16	4	4		1	0	5	4	81.8%
31/03/16	3	3		2	2	5	5	83.1%
30/04/16	0	0		0	0	0	0	83.1%
31/05/16	0	0		2	2	2	2	83.6%
30/06/16	0	0		0	0	0	0	83.6%